

Model 6

Current Transformer Window Diameter 2.06"

Application

Ammeters , wattmeters and cross current compensation.

Frequency

50-400 Hz.

Insulation level

600 Volt, 10 kV BIL full wave.

Flexible leads are UL 1015, 105°C, CSA approved,
#16 AWG, 24" long.


Non-standard, lead length can be specified.

Terminals are brass studs No. 8-32 with one flatwasher,
lockwasher and regular nut.

SFT and SHT case styles also available as SFL and SHL with leads.

Mounting bracket kit 0221B00181 when required for Model 6SHT.

Approximate weight 1.2 lbs.



Model 6

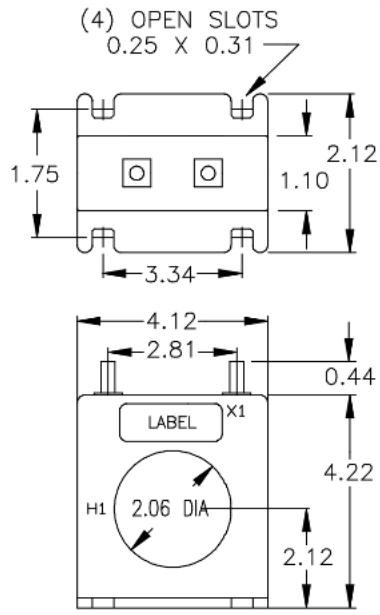
Catalog Number	Current Ratio	Accuracy at 60 Hz	Burden VA at 60 Hz
6**–101	100:5	± 2%	2.0
6**–151	150:5	± 1%	5.0
6**–201	200:5	± 1%	5.0
6**–251	250:5	± 1%	7.5
6**–301	300:5	± 1%	12.5
6**–401	400:5	± 1%	15.0
6**–501	500:5	± 1%	25.0
6**–601	600:5	± 1%	30.0
6**–751	750:5	± 1%	25.0
6**–801	800:5	± 1%	25.0
6**–102	1000:5	± 1%	35.0
6**–122	1200:5	± 1%	40.0
6**–152	1500:5	± 1%	50.0

**Note: When ordering, prefix Cat No. with model designation required i.e. 6SHT–201, 6RL–301, etc.

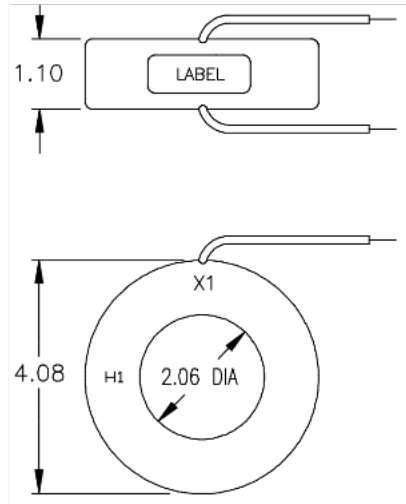


Model 6

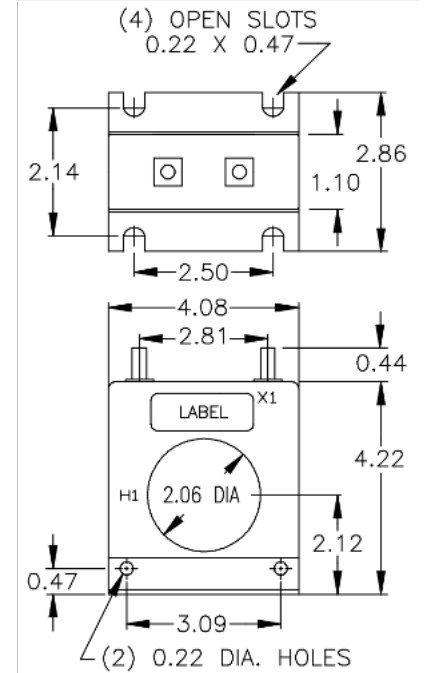
Model 6SFT



Model 6RL



Model 6SHT



GEGridSolutions.com

Grid-AIS-L4-ITL_Model_6-1541-2017_05-EN. © Copyright 2017. General Electric Company and Instrument Transformers LLC reserve the right to change specifications of described products at any time without notice and without obligation to notify any person of such changes.

Worldwide Contact Center

Web: www.GEGridSolutions.com/contact

Phone: +44 (0) 1785 250 070

USA and Canada: +1 (0) 800 547 8629

Europe, Middle East and Africa: +34 (0) 94 485 88 00