

# Model 3P85

## Current Transformer Window Diameter 2.08"

### Application

3 phase relay, metering and motor overload protection.

### Frequency

50-400 Hz.

### Insulation Level

600 Volts, 10 kV BIL full wave.

Terminals are brass studs No. 8-32 with one flatwasher, lockwasher and regular nut.

Flexible leads U. L. 1015, 105 °C., CSA approved , No. 16 AWG , 24" long are available.

Approximate weight 4 lbs.



REGULATORY AGENCY APPROVALS  
 E93779  LR89403  
 Manufactured to meet the requirements of ANSI/IEEE C57.13.  
 Classified by U.L. in accordance with IEC 44-1

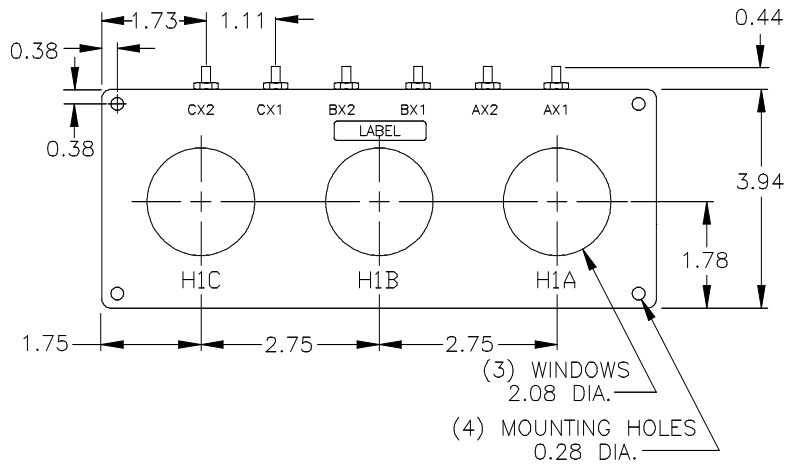
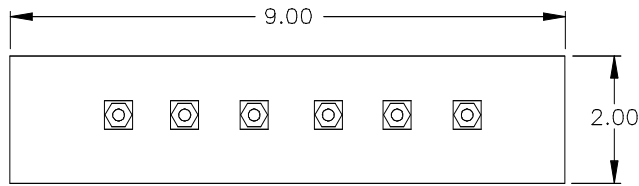
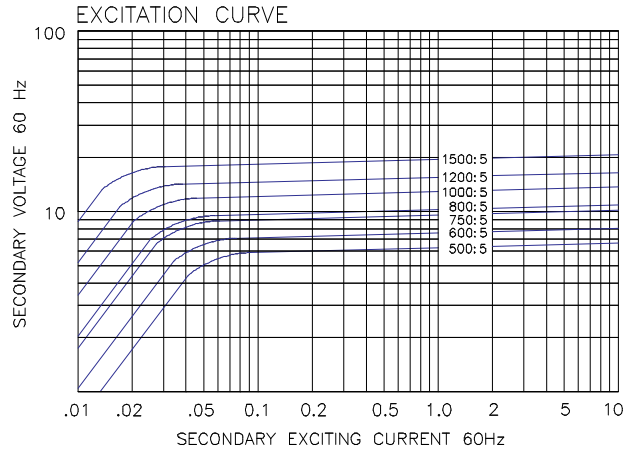
## Model 3P85

Catalog Number	Current Ratio	V.A. ± 1% Class	ANSI Metering Class at 60 Hz					Secondary Winding Resistance (Ω @ 75°C)
			BO.1	BO.2	BO.5	BO.9	B1.8	
3P85-501	500:5	5	0.6	1.2	—	—	—	0.064
3P85-601	600:5	10	0.6	0.6	1.2	—	—	0.077
3P85-751	750:5	10	0.6	0.6	1.2	—	—	0.096
3P85-801	800:5	10	0.6	0.6	1.2	—	—	0.103
3P85-102	1000:5	10	0.3	0.6	0.6	—	—	0.129
3P85-122	1200:5	10	0.3	0.6	0.6	—	—	0.154
3P85-152	1500:5	10	0.3	0.6	0.6	—	—	0.243

Note: Holes at the top of the transformer case can be used for attaching auxiliary device mounting plate (not supplied).  
 If the application requires transformer mounted relays, etc. then transformer can be ordered with secondary leads configured in various ways (consult factory).  
 Originally designed for use with molded case circuit breakers and motor starters with 2.75" bus center lines.



# Model 3P85



## GEGridSolutions.com

Grid-AIS-L4-ITL\_Model\_3P85-1208-2017\_05-EN. © Copyright 2017. General Electric Company and Instrument Transformers LLC reserve the right to change specifications of described products at any time without notice and without obligation to notify any person of such changes.

### Worldwide Contact Center

Web: [www.GEGridSolutions.com/contact](http://www.GEGridSolutions.com/contact)

Phone: +44 (0) 1785 250 070

USA and Canada: +1 (0) 800 547 8629

Europe, Middle East and Africa: +34 (0) 94 485 88 00

