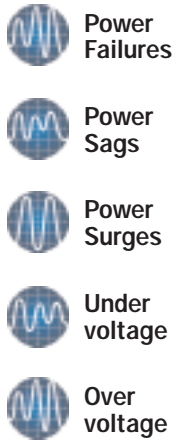


STABILINE®

SLI Series - Uninterruptible Power Supplies
Line Interactive, Sine Wave Output



**Increase
Productivity
and your Bottom-line!**



SLI Series units act as a defensive barrier between your equipment and corrupted power, thereby eliminating premature hardware failure, data loss and error, storage loss and system/keyboard lockup. SLI Series units are most effective against five power problems.

SLI Series Features

- ◆ **230 VAC, 50/60 Hz (Auto-sensing) Operation**
- ◆ **Advanced Battery Management Technology Doubles Battery Service Life**
- ◆ **Extended Battery Modules (EBMs) Increase Run Time Capacity**
- ◆ **Buck and Double Boost Voltage Regulation**
- ◆ **Load Segment Control**
- ◆ **Network Transient Protector Isolates Networks, Modems and Cables from Surges and Spikes**
- ◆ **Hot-swappable Batteries Simplify Service**
- ◆ **X-Slot Option Cards Extend Power Management Capabilities**

Advanced Power Management

SLI Series STABILINE Uninterruptible Power Supplies provide advanced power management for PC's, workstations and servers.

All SLI Series units incorporate load segment capabilities (separate receptacle groups) which enable scheduled shutdowns and load shedding as well as maximum run time for each critical device. To preserve battery power for more critical equipment connected to the UPS, shut down and power up load segments are user-defined. Feature rich communications and UPS power management software provide extensive control and monitoring.





All feature advanced battery management technology, which doubles battery service life, critical to maximizing system availability. Lead-acid batteries subjected to constant trickle charging (utilized by most all other UPSs on the market today) reach the end of their useful life in less than half the time of batteries charged using SLI Series advanced battery management. Utilizing a proprietary three-stage charging technique, SLI Series units minimize recharge time and provide for up to 60 days notification when batteries are approaching the end of their useful life.

Hot-swappable Batteries

When alarm notification indicates the end of battery life is near, batteries can easily be hot-swapped without powering down the connected load(s). User friendly design allows batteries to be exchanged through the front of the unit.

Extended Battery Modules

Increasing battery backup time is as simple as plugging in an extended battery module. Hot-swap capability with all extended battery modules (EBMs) allow for expanded run time or EBM replacement while keeping your critical load up and running.

		Model SLI1000X	Model SLI1500X	Model SLI2200X	
INPUT	Nominal Voltage	230 VAC			
	Voltage Range	154 - 288 VAC			
	Frequency Range	46 - 65 Hz			
	Noise Filtering	MOVs and Line Filter for Normal and Common-mode Noise			
OUTPUT	VA Rating	1000 VA	1500 VA	2200 VA	
	Power	700 Watts	1050 Watts	1600 Watts	
	Frequency	50/60 Hz, Auto-sensing			
	Voltage	230 VAC			
	Voltage Regulation	-10% to +6% of Nominal ±5% RMS			
	Overload (Normal Operation)	110% Overload, Shutdown After 3 Minutes; 150% Overload, Shutdown 10 Cycles			
	Voltage Wave Shape (Battery Mode)	Sine Wave			
	Transfer Time Line Fails/Recovers	2-4 ms Typical			
BATTERY	DC Voltage	24 VDC	48 VDC	48 VDC	
	Type	Sealed, Lead-acid, Maintenance-free, Valve-regulated			
	Number (Internal)	(2) 12V, 9AH	(4) 12V, 7AH	(4) 12V, 12AH	
	Number (External Battery Module)	(8) 12V, 9AH	(8) 12V, 9AH	(8) 12V, 9AH	
	Recharge Time to 90%	Internal Battery; < 3 Hours; External Battery; No More than 16 x Discharge Time			
	Run Time (Internal Batteries) † Full Load/Half Load in Minutes	5/14	6/17	5/14	
	Battery Replacement	Hot-swappable Internal Batteries and External Battery Modules (EBMs)			
	Monitoring	Advanced Monitoring for Earlier Failure Detection and Warning; Auto Detection of Additional EBMs			
GENERAL SPECIFICATIONS	Special	Frequency Auto Tracking, DC Cold Start, Optional Extended Battery Modules, Load Segment Control, Network Transient Protection; Input/Output RJ45 (accommodates RJ11 Jacks) for Modem/Fax and Other Telecommunications Equipment; UL 497A Tested			
	Diagnostics	Full System Self-test on Power-up			
	User Interface	Front Panel Control			
	Computer Interface	Power Management Software CD-ROM and 6-Foot Communications Cable Supplied			
	X-Slot Interface	RS-232 Single Serial Card (Standard); Other Options Available - Consult Factory			
	Audible	On Battery, Low Battery, Overload, UPS Fault			
	Temperature	Operating	0°C to 40°C (32°F to 104°F)		
		Storage	0°C to 25°C (32°F to 77°F)		
		Transit	-25°C to 55°C (-13°F to 131°F)		
	Humidity		0-95% Non-condensing		
	Altitude	Operating	10,000 Feet (3,000 Meters) Without Derating		
		Transit	50,000 Feet (15,000 Meters Above Sea Level)		
	Audible Noise		Less than 40 dBA Normal Mode, Less than 55 dBA Battery Mode with Typical Load		
	Surge Suppression		ANSI/IEEE C62.41 Category B (Formerly IEEE 587), IEC61000-4-5		
	EMC Compliance		FCC Part 15, ICES-003		
	Input Connection		10A, IEC-320 Inlet, (2) IEC Interconnect Cables Supplied		
	Output Receptacles		(6) 10A, IEC-320 (C13)	(6) 10A, IEC-320 (C13)	(9) 10A, IEC-320 (C13)
	Load Segments		(2) Receptacle Groups	(2) Receptacle Groups	(3) Receptacle Groups
	Weight	UPS	34 lbs (16 kg)	51 lbs (23 kg)	68 lbs (31 kg)
		EBM		60 lbs (27 kg)	
Dimensions HxWxD	UPS Inches	9.45 x 6.38 x 15.79	9.84 x 6.38 x 18.39	9.84 x 8.07 x 19.41	
	Millimeters	240 x 162 x 401	250 x 162 x 467	250 x 205 x 493	
	EBM Inches		9.84 x 6.38 x 18.66		
	Millimeters		250 x 162 x 474		
Agency		UL, cUL, CE			
Warranty		2 Years			
OPTIONAL EBM'S	Run Time Internal battery plus number of optional EBM's up to four.	Model SLI24V-EBM	Model SLI48V-EBM	Model SLI48V-EBM	
		Full Load/Half Load in Minutes	Full Load/Half Load in Minutes	Full Load/Half Load in Minutes	
	1 EBM 	25/60	33/79	25/60	
	2 EBM 	55/170	63/146	55/170	
	3 EBM 	83/199	92/174	81/198	
4 EBM 	109/228	120/201	106/224		

Specifications subject to change without notice. † Backup times are for reference only. Actual duration may vary depending on temperature, battery condition and type of load.



383 Middle Street • Suite 105
Bristol, CT 06010 USA
www.superiorelectric.com

Telephone and Fax Numbers

Telephone: 860-585-4500
Fax: 860-582-3784
Customer Service 860-585-4500, Ext. 4750
Product Application 860-585-4500, Ext. 4755

Toll-Free (in USA and Canada only)

1-800-787-3532
1-800-821-1369
1-800-787-3532, Ext. 4750
1-800-787-3532, Ext. 4755

