

TRIPLETT EDGEWISE SERIES

DC MICROAMMETERS (Pivot & Jewel)

Range	Ω Res.	.5-E	120	220-E	320-E	320-ED	320-EG	420-E
0-50	2300	52-3188	152-0296	52-6253	152-1313	52-8205	52-6630	152-1971
0-100	825	152-1164 *	152-0298	52-6316	152-1314	—	52-6631	152-1972
0-200	360	152-1166	152-0300	52-6628	152-1315	—	52-6632 *	152-1973
0-500	156	152-1169	152-0303	52-6629	152-1316	—	52-6633	152-1974
50-0-50	825	—	152-1194	—	—	—	—	—
100-0-100	360	—	152-1195	—	—	—	—	—
500-0-500	55	—	152-1196	—	—	—	—	—

DC MICROAMMETERS (Taut Band)

Range	Ω Res.	.5-E	120	220-E	320-E	320-ED	320-EG	420-E
0-10	15,000	—	—	—	152-1361	—	—	152-1975
0-20	7,500	—	—	—	152-1983	—	—	152-1976
0-50	2,300	—	—	—	152-1981	—	—	152-1977
0-100	825	—	—	—	152-1982	—	—	152-1978
0-200	360	—	—	—	152-1984	—	—	152-1979
0-500	156	—	—	—	152-1346	—	—	152-1980

DC MILLIAMMETERS

Range	Ω Res.	.5-E	120	220-E	320-E	320-ED	320-EG	420-E
0-1	55	152-1176	152-0305	152-2238	152-1300	52-8206	152-2433	152-1950
0-5	8.5	152-1181	152-0310	52-6576	152-1301	—	52-6581	152-1951
0-10	3.1	152-2399	152-0312	52-6577	152-1302	—	52-6582	152-1952
0-50	1.0	152-2400	152-0317	52-6578	152-1303	—	52-6583	152-1953
0-100	.50	152-2401	152-0319	52-6579	152-1304	—	52-6584	152-1954
0-200	.25	152-2402	152-0321	52-6279	152-1305	—	52-6585	152-1955
0-500	.10	152-2403	152-0324	52-6580	152-1307	—	52-6586	152-1957

DC AMMETERS

Range	Ω Res.	.5-E	120	220-E	320-E	320-ED	320-EG	420-E
0-1 ▲	—	52-6588	152-1343	52-6589	152-1350	—	52-6590	152-1959
0-5 ▲	—	—	—	—	152-1353	—	52-6591	152-1960
0-10 ▲	—	—	—	—	152-1400	—	52-6592	152-1961
0-30 ▲	—	—	—	—	152-1404	—	52-6593	52-6657
0-50 ▲	—	—	—	—	152-1405	—	52-6594	152-1963

DC MILLIVOLTMETERS

Range	Ω Res.	.5-E	120	220-E	320-E	320-ED	320-EG	420-E
0-50	6.7	52-3720	152-0326	52-6600	152-1333	52-8207	52-6601	152-1958

DC VOLTMETERS (1000 Ohms/Volt)

Range	Ω /Volt	.5-E	120	220-E	320-E	320-ED	320-EG	420-E
0-5	1000	152-1221 *	152-0336	52-6604	152-1410	—	52-6609	152-1964
0-10	1000	152-1254	152-0338	52-6605	152-1317	—	52-6610	152-1965
0-25	1000	152-1257	152-0341	52-6280	152-1320	—	52-6611	152-1966
0-30	1000	152-1258	152-0342	52-6606	152-1321	—	52-6612	152-2364
0-50	1000	152-1259	152-0343	52-6607	152-1322	—	52-6613	152-1967
0-150	1000	152-1286	152-0346	52-6608	152-1337	—	52-6614	152-1968
0-500	1000	—	—	—	152-1341	—	52-6615	152-1970

▲ Units are self-contained

■ External multiplier box is included with unit

For additional ranges, please contact factory.

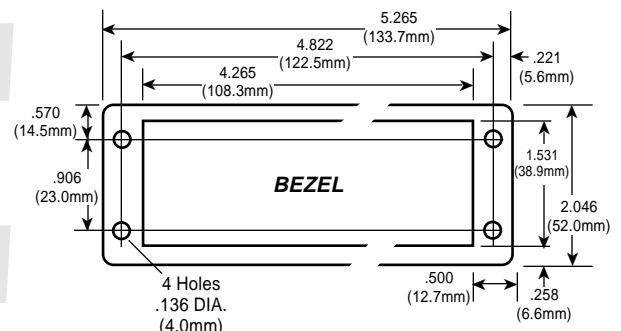
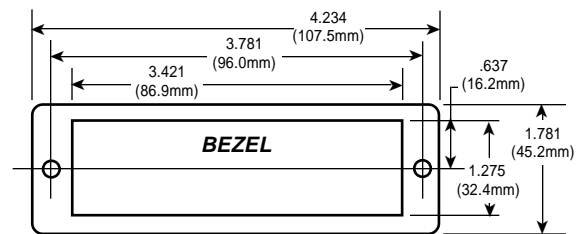
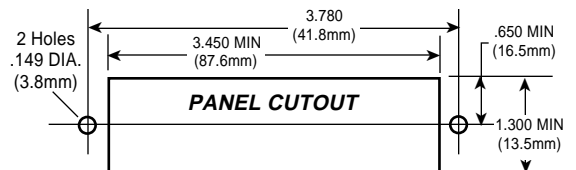
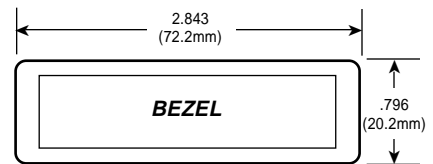
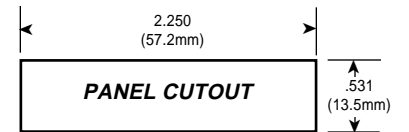
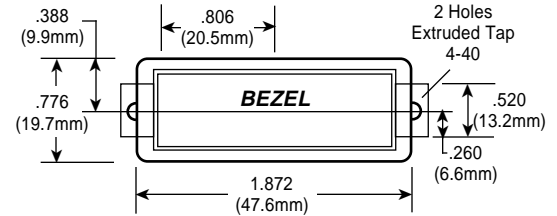
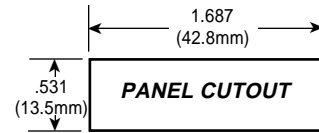
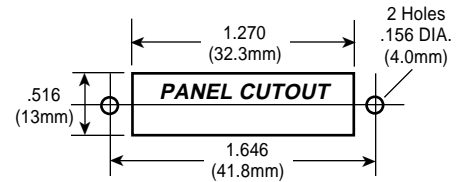
BEZEL PART NUMBERS

FOR MODEL	PART NUMBER
120	10-1430
220-E	10-2657
320-E	11977
420-E	11967

All Edgewise Instruments are standard Horizontal Mounting, Barrel Down, Zero Left (except zero center models). Other configurations must be special ordered.

Call 1-800-TRIPLETT for more Information

BEZEL SIZES & PANEL CUTOUTS



Cutouts & Bezels are not shown in proportion to each other.