


# Model 6400 Torque Transducer Display

## FEATURES

- For use with all Magtrol TM, TMHS and TMB In-Line Torque Transducers
- Pass/Fail Testing for torque, speed and auxiliary input
- BITE: Built-In Test Equipment
- RS-232 & IEEE-488 Interfaces
- High Speed Data Acquisition: 100 torque and speed readings per second via IEEE bus
- High Quality, Easy-to-Read Vacuum Fluorescent Readout: Displays torque, speed, power and direction of rotation
- Torque Measurement Options: Standard English, metric and SI settings
- Overload Indication
- Tare Function
- Internal Data Storage: Up to 100 data points
- Auxiliary  $\pm 10$  VDC Analog Input for additional transducer
- Access to TM signals via back panel BNC connectors
- Interfaces with Magtrol TM Software
- Closed Box Calibration
- 19" (482.6 mm) Rack Mounts with Handles



The 6400 can be used as a basic display, as an interface with Magtrol TM Software or on the production line using its pass/fail feature. The unit includes an auxiliary analog input for the option of testing with an additional transducer and a special tare function to help offset any slight residuals caused by couplings or suspended loads. The 6400 also has IEEE-488 and RS-232 interface capabilities, allowing a PC-controlled environment that can yield high data acquisition rates of up to 100 torque and speed readings per second. With Magtrol's TM Software (sold separately), the data for torque, speed and mechanical power can be automatically collected, saved, displayed graphically, printed or exported.

## PASS/FAIL MOTOR TESTING

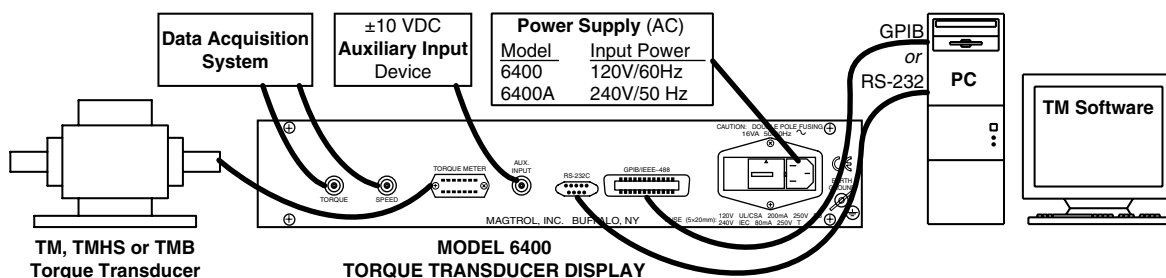
The Model 6400 comes with an easy-to-use motor testing Pass/Fail feature. This feature is ideal for quick pass/fail (go/no go) testing in production and incoming inspection applications.

When the 6400 is operated in the Pass/Fail mode, one of three readings is used as the tested parameter: torque, speed or auxiliary transducer. The two parameters not used are set with user defined upper and lower acceptable limits. As the motor is loaded to the tested parameter value (for example, speed), the other two parameters (in this case, torque and transducer) will indicate PASS or FAIL. The display will show pass or fail, or can be toggled to display the actual values.

## DESCRIPTION

Magtrol's Model 6400 Torque Transducer Display is designed specifically for use with all TM, TMHS and TMB In-Line Torque Transducers. This easy-to-use device powers the transducer and utilizes high speed Digital Signal Processing (DSP) to display torque, speed, mechanical power and direction of rotation.

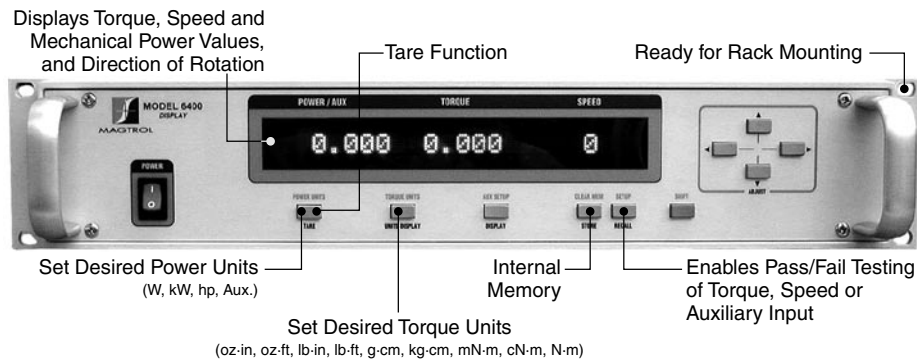
## SYSTEM CONFIGURATION



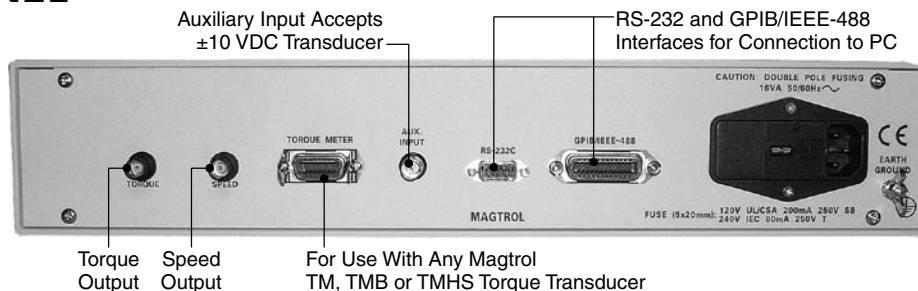
MEASUREMENT CHARACTERISTICS	
Maximum Speed	99,999 rpm
Accuracy	Speed 0.01% of reading from 10 rpm to 100,000 rpm
	Torque 0.1% of range ( $\pm 10$ V)
	Aux 0.1% of range ( $\pm 10$ V)
ELECTRICAL CHARACTERISTICS	
Fuses (5 x 20 mm)	Power (120 V): UL/CSA 200 mA 250 V SB Power (240 V): IEC 80 mA 250 V T
Power Requirements	16 VA
Voltage Requirements	120/240 V 60/50 Hz
INPUTS AND OUTPUTS	
Auxiliary Input	$\pm 10$ VDC
Maximum Torque Input	$\pm 10$ VDC
Torque Output BNC	$\pm 10$ VDC (direct from TM)
Speed Output BNC	0 to 5 VDC pulse (direct from TM)

ENVIRONMENT		
Operating Temperature	18 °C to 25 °C	
Relative Humidity	< 80%	
Temperature Coefficient	0.001% of range/°C	
DIMENSIONS		
Width	19.0 in	483 mm
Height	3.5 in	89 mm
Depth	12.4 in	315 mm
	with handles	13.8 in 351 mm
Weight	14.38 lb	6.52 kg

## FRONT PANEL



## REAR PANEL



## SYSTEM OPTIONS/ACCESSORIES

Description	Model/Part #
Torque Transducer Software	SW-TM-WE
Transducer Software with source codes	SW-TM-WS
Torque Transducer Connector Cable-5/10/20 m	ER 113-01/02/03

## ORDERING INFORMATION

6400	Torque Transducer Display 120 VAC
6400A	Torque Transducer Display 240 VAC

Due to the continual development of our products, we reserve the right to modify specifications without forewarning.



[www.magtrol.com](http://www.magtrol.com)

**MAGTROL INC**  
70 Gardenville Parkway  
Buffalo, New York 14224 USA  
Phone: +1 716 668 5555  
Fax: +1 716 668 8705  
E-mail: [magtrol@magtrol.com](mailto:magtrol@magtrol.com)

**MAGTROL SA**  
Route de Moncor 4B  
1701 Fribourg, Switzerland  
Phone: +41 (0)26 407 3000  
Fax: +41 (0)26 407 3001  
E-mail: [magtrol@magtrol.ch](mailto:magtrol@magtrol.ch)

**Subsidiaries in:**

- Germany
- France
- Great Britain
- China

Worldwide Network of Sales Agents

