

VOLTAGE TRANSFORMER

Model 475

FREQUENCY:
60 Hz

STANDARD SECONDARY VOLTAGE:
120 Volts

INSULATION LEVEL:
600 Volt, 10 kV BIL full wave.

ACCURACY CLASS:
0.3 W, 0.6 X, 1.2 M at 60 Hz.

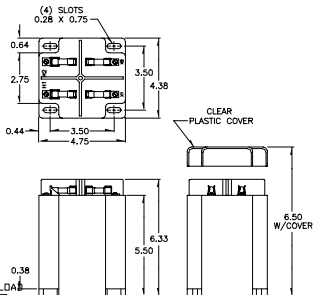
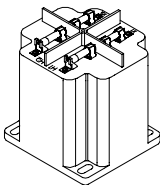
THERMAL RATING:
300 VA at 30°C. amb.,
200 VA at 55°C. amb.

REGULATORY AGENCY APPROVALS

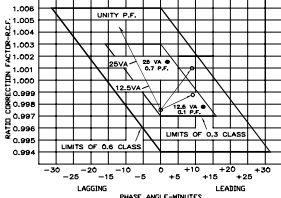


Manufactured to meet the requirements of ANSI C57.13.
Classified by U.L. in accordance with EC 44-2

- The primary and secondary terminals are #8 brass screws with flat washer and a lockwasher.
- The core and coil assembly is encased in a thermoplastic shell and filled with resin.
- These transformers are designed for operation line-to-line. They may also be operated line-to-ground or line-to-neutral at reduced voltage, (58% of rated volts).
- It is desirable to use a 3.0 amp BBS type or equal fuse in the secondary to protect the transformer.
- With two exceptions these transformers are ANSI C57.13 group 1. Those marked * are group 2.
- Models designed specifically for 50Hz operation are available with reduced performance consult factory for details.
- This page contains a circle diagram for the estimation of the errors for other than rated burdens. See page 20 in this section for a description of its use.
- Transformer has a plastic terminal cover.
- Approximate weight: 12.5 lbs.



VOLTAGE TRANSFORMER CIRCLE DIAGRAM
THIS GRAPH IS DRAWN FOR A 60Hz 0.6 P.F SYSTEM LOAD



CATALOG NUMBERS			VOLTAGE RATING	TURNS RATIO	REC. PRIMARY FUSE RATING
NOT FUSED	PRIMARY FUSES ONLY	PRIMARY AND SECONDARY FUSES			
475-069	475-069F	475-069FF	69.3:120	0.58:1	10.0
475-120	475-120F	475-120FF	120:120	1:1	6.0
475-208	475-208F	475-208FF	208:120	1.73:1	4.0
475-240	475-240F	475-240FF	240:120	2:1	4.0
475-277	475-277F	475-277FF	277:120	2.31:1	4.0
475-288	475-288F	475-288FF	288:120	2.4:1	3.0
475-300	475-300F	475-300FF	300:120	2.5:1	3.0
475-346	475-346F	475-346FF	346:120	2.88:1	3.0
*475-480	*475-480F	*475-480FF	*480:120	4:1	2.0
*475-600	*475-600F	*475-600FF	*600:120	5:1	1.5