

VOLTAGE TRANSFORMER

Model 460

FREQUENCY:
60 Hz
STANDARD SECONDARY VOLTAGE:
120 Volts
INSULATION LEVEL:
600 Volt, 10 kV BIL full wave.

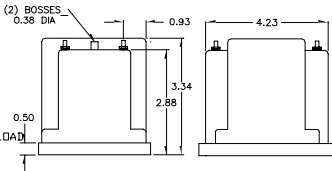
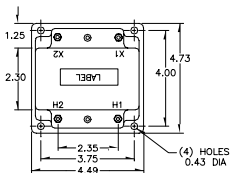
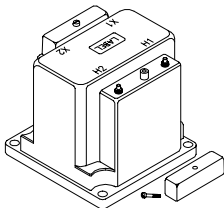
ACCURACY CLASS:
0.6 W, 1.2 X at 60 Hz.
THERMAL RATING:
150 VA at 30°C. amb.,
100 VA at 55°C. amb.

REGULATORY AGENCY APPROVALS

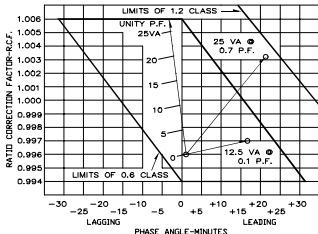


Manufactured to meet the requirements of ANSI C57.13.
Classified by ULL in accordance with IEC 44-2

- Terminals are brass studs No. 10-32 with one lockwasher, flatwasher and regular nut.
- The core and coil assembly is encased in a thermoplastic shell and filled with resin.
- These transformers are designed for operation line-to-line. They may also be operated line-to-ground or line-to-neutral at reduced voltage, (58% of rated volts).
- It is desirable to use a 1.6 amp fuse in the secondary to protect the transformer.
- With two exceptions these transformers are ANSI C57.13 group 1. Those marked * are group 2.
- Models designed specifically for 50 Hz operation are available with reduced performance consult factory for details.
- This page contains a circle diagram for the estimation of the errors for other than rated burdens. See page 20 in this section for a description of its use.
- Each transformer has two plastic terminal covers.
- Approximate weight: 7.75 lbs.



VOLTAGE TRANSFORMER CIRCLE DIAGRAM
THIS GRAPH IS DRAWN FOR A 60HZ, 0.6 P.F. SYSTEM LOAD



CATALOG NUMBER	VOLTAGE RATING	TURNS RATIO	REC. PRIMARY FUSE RATING
460-069	69.3:120	0.58:1	5.0
460-120	120:120	1:1	4.0
460-208	208:120	1.73:1	2.0
460-240	240:120	2:1	2.0
460-277	277:120	2.31:1	2.0
460-288	288:120	2.4:1	1.5
460-300	300:120	2.5:1	1.5
460-346	346:120	2.88:1	1.5
*460-480	*480:120	4:1	1.0
*460-600	*600:120	5:1	0.75