

CONTROL POWER TRANSFORMERS

Model CPT3-60-10

Model CPT5-95-10

APPLICATION:

To provide control power in medium voltage switchgear.

FREQUENCY:

60 Hz.

INSULATION LEVEL:

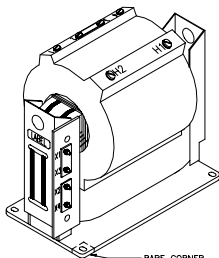
CPT3:
5 kV, 60 kV BIL full wave.

CPT5:
15 kV, 95 kV BIL full wave.

THERMAL RATING:

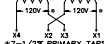
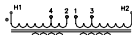
10 kVA at 30°C. ambient.
8.6 kVA at 55°C. ambient.

- Primary terminals are brass screws 1/4"-20 with one flatwasher and starwasher.
- Secondary terminals are brass studs 1/2"-13 with one flatwasher, lockwasher and two nuts, plus series/parallel links.
- The transformer High Voltage winding is vacuum encapsulated in epoxy resin.
- Supplied with $1\pm 1/2\%$ or $2\pm 1/2\%$ taps above & below nominal voltage on the primary winding.
- Available as unfused only.
- Self cooled.
- Steel mounting base.
- For indoor use.
- Approximate weight 250 lbs.

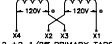
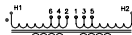


BARE CORNER FOR GROUNDING

CONNECTION DIAGRAMS

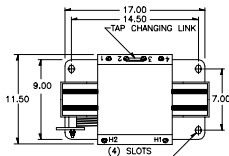
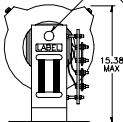


% RATED VOLTAGE	CONNECT HV LINK
107.5	1-2
100	2-3
92.5	3-4

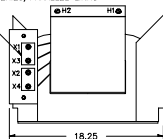


% RATED VOLTAGE	CONNECT HV LINK
105	1-2
102.5	2-3
100	3-4
97.5	4-5
95	5-6

(2) LIFTING HOLES
1.12 DIA.



(2) SERIES/PARALLEL LINKS



Refer to Sales for 50 Hz.

***CATALOG NO.	PRIMARY VOLTAGE	RATIO	SECONDARY VOLTAGE	**FUSE RATING
CPT3-60-10-242	2400	20:1	120/240	15E
CPT3-60-10-4161	4160	34.7:1	120/240	7E
CPT3-60-10-482	4800	40:1	120/240	7E
CPT5-95-10-722	7200	60:1	120/240	5E
CPT5-95-10-842	8400	70:1	120/240	5E
CPT5-95-10-123	12000	100:1	120/240	3E
CPT5-95-10-1242	12470	104:1	120/240	3E
CPT5-95-10-1322	13200	110:1	120/240	3E
CPT5-95-10-1382	13800	115:1	120/240	3E
CPT5-95-10-1442*	14400	120:1	120/240	3E

*Not available with primary taps.

**Note all fuse ratings are based upon NEC transformer overcurrent protection recommendations. Specific applications may require other ratings.

***For $1\pm 1/2\%$ taps use suffix "A" after Catalog No.

***For $2\pm 1/2\%$ taps use suffix "B" after Catalog No.