

CURRENT TRANSFORMER

Model 613
SPLIT CORE/CLAMP ON

Window Size $0.80" \times 1.95"$

APPLICATION:

For energy management systems and instrumentation equipment

FREQUENCY:

50-400 Hz.

INSULATION LEVEL:

0.5 KV, BL 10 KV full wave.

CONSTRUCTION:

The core and windings are encased in U.L. approved plastic.

CONTINUOUS THERMAL CURRENT RATING FACTOR:

Models 613-101 - 613-401:

1.33 at 30°C amb.

1.00 at 55°C amb.

Model 613-1000T:

3.30A at 30°C amb.

2.50A at 55°C amb.

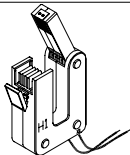
Flexible leads are UL 1015 105°C, CSA approved, #16 AWG, 24" long unless otherwise specified.

Approximate Weight: 1 lb.

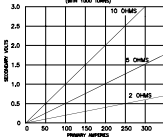
REGULATORY AGENCY APPROVALS



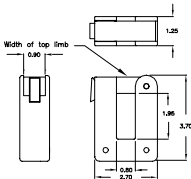
Manufactured to meet the requirements of IEEE M2VA
Qualified by U.L. in accordance with 62 50-1



TYPICAL PERFORMANCE CHARACTERISTICS MODEL 613-1000T
(WITH 1000 TURNS)



* The Model 613-1000T is intended for use with high input impedance devices that require signal voltages up to 5 V ac. The output can be rectified and filtered for devices requiring d.c. input. The non-linearity and voltage drop of the rectifiers and filters must be considered in the choice of the loading impedance.



This transformer is designed for assembly to an existing electrical installation without the need for dismantling the primary bus or cables.

CAUTION:

Proper safety precautions must be followed during installation by a trained electrician. Never install while bus is energized.

The current transformer must have its secondary terminals short circuited or the burden connected, before energizing the primary circuit.

CATALOG NUMBER	CURRENT RATIO	BURDEN VA	ACCURACY AT 60 Hz
613-101	100:5	1.00	5 %
613-1250	125:5	1.25	5 %
613-151	150:5	1.50	5 %
613-1750	175:5	1.75	5 %
613-201	200:5	2.50	4 %
613-251	250:5	2.50	4 %
613-301	300:5	3.00	2 %
613-401	400:5	3.00	2 %
* 613-1000T	1000:1	SEE GRAPH	± 3 %