

CURRENT TRANSFORMER

Model 6A

Window Diameter 2.06"

APPLICATION:
Ammeters and wattmeters.

FREQUENCY:
50-400 Hz.

INSULATION LEVEL:
600 Volts, 10 kV BIL full wave.

REGULATORY AGENCY APPROVALS



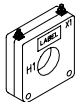
E93779



LR89403

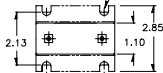
Manufactured to meet the requirements of ANSI/IEEE C57.13.
Classified by U.L. in accordance with IEC 44-1

- Terminals are brass studs No. 8-32 UNC with one flat washer, lockwasher and regular nut.
- Flexible leads are UL 1015 105° C, CSA approved, #16 AWG, 24" long.
- Non-standard lead length can be specified.
- Order mounting bracket kit 0221B00181 separately when required for Model 6ASHT.
- Model 6ASHT and model 6ASF2 also available as 6ASHL and 6ASF1 with leads.
- Approximate weight: 1.25 lbs.

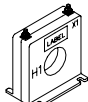
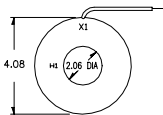
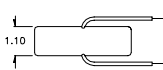


6ASHT

(4) OPEN SLOTS
0.22 X 0.47

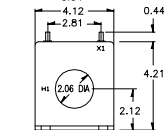
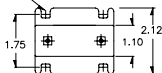


6ARL



6ASF2

(4) OPEN SLOTS
0.25 X 0.31



(2) HOLES
0.22 DIA.

CATALOG NUMBER	CURRENT RATIO	V.A. FOR ±1% CLASS	ANSI METERING CLASS AT 60 Hz					SECONDARY WINDING RESISTANCE (OHMS @ 75°C)	CONTINUOUS THERMAL RATING FACTOR	
			B0.1	B0.2	B0.5	B0.9	B1.8		@ 30°C	@ 55°C
6A**-- 101	100:5	1.0	1.2	2.4	—	—	—	0.015	2.0	2.0
6A**-- 151	150:5	5.0	1.2	1.2	4.8	—	—	0.024	2.0	2.0
6A**-- 201	200:5	5.0	0.6	1.2	2.4	4.8	—	0.037	2.0	2.0
6A**-- 251	250:5	7.5	0.3	0.6	2.4	2.4	4.8	0.044	2.0	1.5
6A**-- 301	300:5	12.5	0.3	0.6	1.2	2.4	2.4	0.055	2.0	1.5
6A**-- 401	400:5	15.0	0.3	0.3	0.6	1.2	2.4	0.071	1.5	1.33
6A**-- 501	500:5	25.0	0.3	0.3	0.6	1.2	2.4	0.107	1.5	1.0
6A**-- 601	600:5	30.0	0.3	0.3	0.6	0.6	1.2	0.128	1.33	1.0
6A**-- 751	750:5	30.0	0.3	0.3	0.6	0.6	1.2	0.156	1.25	1.0
6A**-- 801	800:5	35.0	0.3	0.3	0.6	0.6	0.6	0.167	1.25	0.8
6A**-- 102	1000:5	35.0	0.3	0.3	0.3	0.6	0.6	0.208	1.0	0.8
6A**-- 122	1200:5	40.0	0.3	0.3	0.3	0.3	0.6	0.250	1.0	0.8
6A**-- 152	1500:5	50.0	0.3	0.3	0.3	0.3	0.6	0.388	1.0	0.8

** NOTE: When ordering, prefix Cat No. with model designation required, i.e. 6ASHT-201, or 6ARL-301 etc.