

CURRENT TRANSFORMER

APPLICATION:
Relaying and metering.

FREQUENCY:
50-400 Hz.

CONTINUOUS THERMAL
CURRENT RATING FACTOR:
50:5 - 1500:5 2.00 at 30°C. amb.
1.50 at 55°C. amb.
2000:5 - 4000:5 1.33 at 30°C. amb.
1.00 at 55°C. amb.

Model 686 INSULATION LEVEL:
0.6 kV, BIL 10 kV full wave.

Window Diameter 7.02"

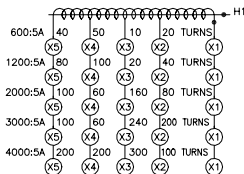
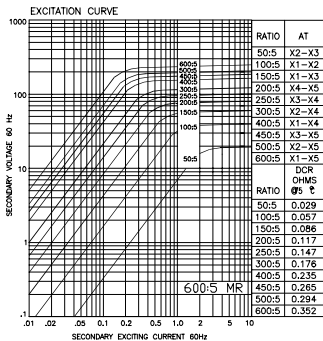
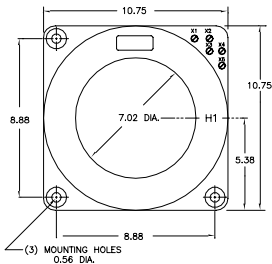
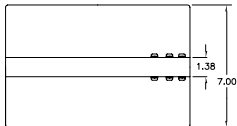
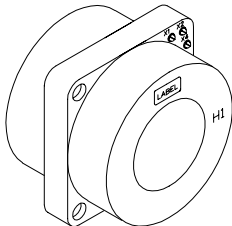
REGULATORY AGENCY APPROVALS



E93779 L89403

Manufactured to meet the requirements of ANSI/IEEE C57.13.
Classified by U.L. in accordance with IEC 44-1.

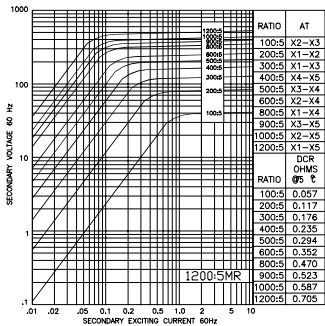
- Secondary terminals are brass screws No. 10-32 with one flatwasher and lockwasher, accessible from either side.
- Approximate weight 64 lbs.



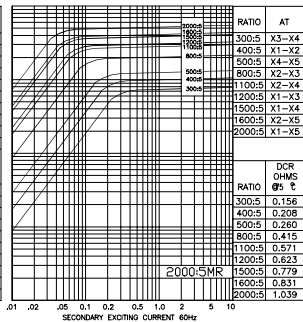
CONNECTION DIAGRAM

MODEL 686 - 601MR - rating C200

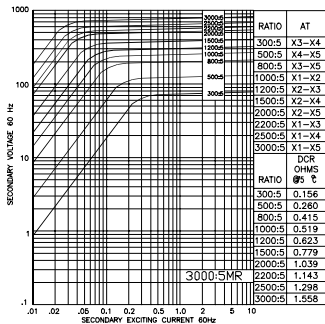
TYPICAL EXCITATION CURVES - MODEL 686



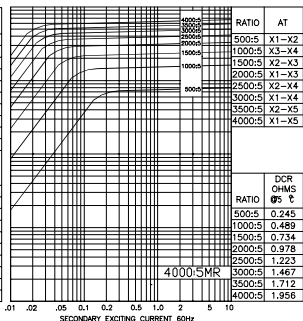
MODEL 686 -122MR - rating C400



MODEL 686 - 202MR - rating C400



MODEL 686 - 302MR - rating C400



MODEL 686 - 402MR - rating C400