

# CURRENT TRANSFORMERS

Models 63A, 63B, & 63C

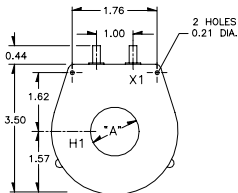
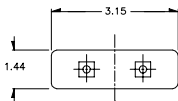
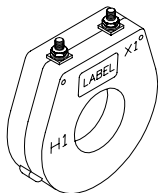
*Window Diameters  
0.56", 1.25", 2.00"*

**APPLICATION:**  
With ammeters, wattmeters, and cross current compensation.

**FREQUENCY:**  
50-400 Hz.

**INSULATION LEVEL:**  
600 Volts, 10 kV BIL full wave.

- Terminals are brass studs No. 8-32 UNC with one flatwasher, lockwasher and regular nut.
- Approximate weight: 2.0 lbs.



Model 63A

CATALOG NUMBER	CURRENT RATIO	ACCURACY AT 60 Hz	BURDEN VA at 60 Hz	DIM "A"
63A-500	50:5	± 2 %	2.5	0.56
63A-600	60:5	± 2 %	2.5	
63A-750	75:5	± 1 %	2.5	
63A-800	80:5	± 1 %	2.5	
63A-101	100:5	± 1 %	2.5	
63A-101	100:5	± 1 %	2.5	

Model 63B

CATALOG NUMBER	CURRENT RATIO	ACCURACY AT 60 Hz	BURDEN VA at 60 Hz	DIM "A"
63B-500	50:5	± 2 %	1.5	1.25
63B-750	75:5	± 2 %	2.5	
63B-101	100:5	± 1 %	2.5	
63B-1250	125:5	± 1 %	2.5	
63B-151	150:5	± 1 %	3.0	
63B-1750	175:5	± 1 %	4.0	
63B-201	200:5	± 1 %	5.0	
63B-251	250:5	± 1 %	6.0	
63B-301	300:5	± 1 %	6.0	
63B-301	300:5	± 1 %	6.0	

Model 63C

CATALOG NUMBER	CURRENT RATIO	ACCURACY AT 60 Hz	BURDEN VA at 60 Hz	DIM "A"
63C-500	50:5	± 3 %	1.0	2.00
63C-101	100:5	± 1 %	1.0	
63C-151	150:5	± 1 %	2.0	
63C-201	200:5	± 1 %	4.0	
63C-2250	225:5	± 1 %	4.0	
63C-251	250:5	± 1 %	5.0	
63C-301	300:5	± 1 %	6.0	
63C-401	400:5	± 1 %	7.5	
63C-501	500:5	± 1 %	10.0	
63C-601	600:5	± 1 %	10.0	
63C-601	600:5	± 1 %	10.0	