

CURRENT TRANSFORMERS

Models 14, 15, 16

Window Diameters
0.50", 0.94", 1.25"

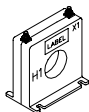
APPLICATION:
With ammeters,
energy management systems,
and instrumentation.

FREQUENCY:
50-400 Hz.

INSULATION LEVEL:
600 Volts, 10 kV BIL full wave.



- Terminals are brass studs No. 8-32 UNC with one flat washer, lockwasher and regular nut.
- Flexible leads are UL 1015 105°C, CSA approved, #16 AWG, 24" long.
- Non-standard length to be specified.
- SFT case style also available as SFL with leads.
- Approximate weight: 0.9 lbs.



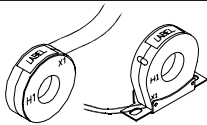
SFT Models



RT Models

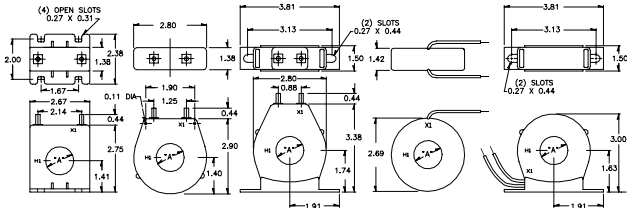


RBT Models



RL Models

RBL Models



CATALOG NUMBER	CURRENT RATIO	ACCURACY AT 60 Hz	BURDEN VA AT 60 Hz	DIM "A"
14** - 500	50:5	± 1.5%	2.5	0.50
14** - 600	60:5	± 1.5%	2.5	
14** - 750	75:5	± 1.5%	2.5	
14** - 800	80:5	± 1.0%	2.5	
14** - 101	100:5	± 1.0%	3.0	
15** - 500	50:5	± 1.5%	2.0	
15** - 600	60:5	± 1.5%	2.0	0.94
15** - 750	75:5	± 1.5%	2.5	
15** - 800	80:5	± 1.0%	2.0	
15** - 101	100:5	± 1.0%	2.0	
15** - 121	120:5	± 1.0%	3.0	
15** - 1250	125:5	± 1.0%	4.0	
15** - 151	150:5	± 1.0%	5.0	
15** - 1750	175:5	± 1.0%	10	
15** - 201	200:5	± 1.0%	12.5	

CATALOG NUMBER	CURRENT RATIO	ACCURACY AT 60 Hz	BURDEN VA AT 60 Hz	DIM "A"
16** - 500	50:5	± 2%	1.5	1.25
16** - 600	60:5	± 2%	1.5	
16** - 750	75:5	± 2%	3.0	
16** - 800	80:5	± 2%	3.0	
16** - 101	100:5	± 1%	3.0	
16** - 121	120:5	± 1%	4.0	
16** - 1250	125:5	± 1%	5.0	
16** - 151	150:5	± 1%	6.0	
16** - 1750	175:5	± 1%	7.0	
16** - 201	200:5	± 1%	8.0	
16** - 251	250:5	± 1%	10	
16** - 301	300:5	± 1%	10	
16** - 401	400:5	± 1%	15	

** NOTE: When ordering, prefix Cat No. with model designation required, i.e. 14RL-600, 15SFT-151, 16RT-151, etc.