

CURRENT TRANSFORMER

Model 3P3

Window Diameter 0.97"

APPLICATION:

3 phase metering and other switchboard applications and for current to voltage conversion by use of a loading resistor as illustrated in the graph below and having low primary current input.

FREQUENCY:

50-400 Hz.

INSULATION LEVEL:

600 Volt, 10 kV BIL full wave.

REGULATORY AGENCY APPROVALS



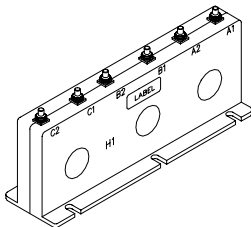
Manufactured to meet the requirements of ANSI/IEEE C57.13.
Classified by UL in accordance with IEC 44-1

CONTINUOUS THERMAL CURRENT RATING FACTOR:

Models 3P3-500 - 3P3-301:
1.33 at 30°C amb., 1.0 at 55°C amb.

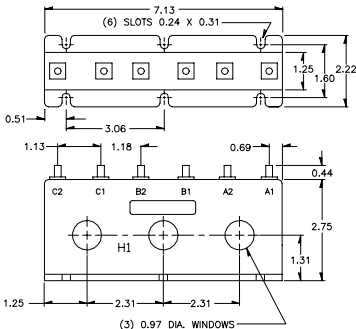
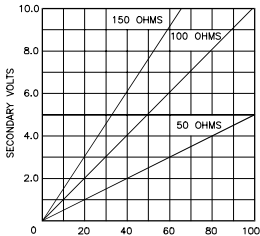
Model 3P3-1000T:
450A at 30°C amb., 300A at 55°C amb.

- Terminals are brass studs No.8-32 with one flatwasher, lockwasher and regular nut.
- Transformers can be ordered with secondary leads configured in various ways (consult factory).
- Load resistors may be mounted directly on terminals thus providing a "space saver" feature.
- Approximate weight 1.75 lbs.



The graph below illustrates voltage output capacity, and over the ranges shown, will maintain $\pm 3\%$ linearity.

3P3-1000T



CATALOG NUMBER	CURRENT RATIO	ACCURACY AT 60 Hz	BURDEN VA 60 Hz
3P3-500	50:5	$\pm 3\%$	2.0
3P3-600	60:5	$\pm 2\%$	2.0
3P3-750	75:5	$\pm 2\%$	2.0
3P3-800	80:5	$\pm 2\%$	2.0
3P3-101	100:5	$\pm 1\%$	2.0
3P3-121	120:5	$\pm 1\%$	2.5
3P3-1250	125:5	$\pm 1\%$	2.5
3P3-151	150:5	$\pm 1\%$	4.0
3P3-201	200:5	$\pm 1\%$	5.0
3P3-251	250:5	$\pm 1\%$	7.5
3P3-301	300:5	$\pm 1\%$	10.0
3P3-1000T		SEE PERFORMANCE GRAPH	

PRIMARY AMPERES